

CPP

TCCC

**COMBAT PARAMEDIC/
PROVIDER**

TACTICAL COMBAT CASUALTY CARE COURSE

MODULE 23: DOCUMENTATION



Committee on
Tactical Combat
Casualty Care
(CoTCCC)

TCCC TIER 1
All Service Members

TCCC TIER 2
Combat Lifesaver

TCCC TIER 3
Combat Medic/Corpsman

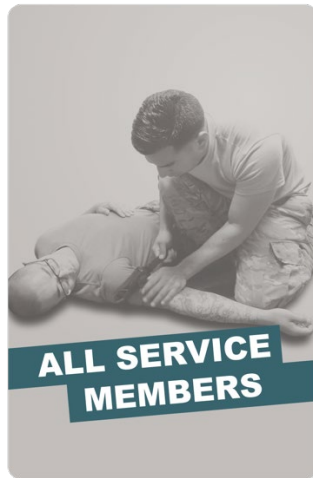
TCCC TIER 4
Combat Paramedic/Provider



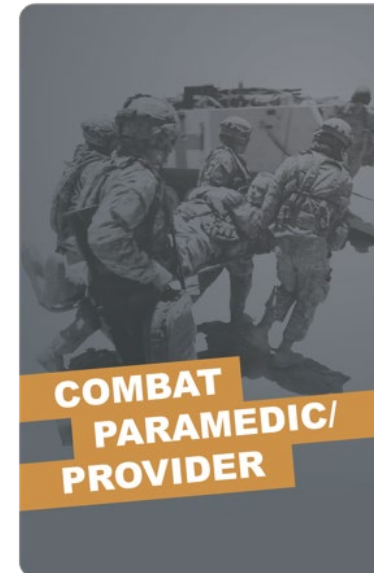
TACTICAL COMBAT CASUALTY CARE (TCCC) ROLE-BASED TRAINING SPECTRUM

ROLE 1 CARE

NONMEDICAL
PERSONNEL



MEDICAL
PERSONNEL



▲
YOU ARE HERE

STANDARDIZED JOINT CURRICULUM



1 x **TERMINAL LEARNING OBJECTIVES**

25 Given a combat or noncombat scenario, perform documentation of care during Tactical Field Care in accordance with CoTCCC Guidelines.

- **25.1** Identify how to document casualty information on the DD Form 1380 TCCC Card and the proper placement of that card on the casualty, in accordance with DHA-PI 6040.01.
- **25.2** Demonstrate the proper documentation of care on a trauma casualty in Tactical Field Care.
- **25.3** Describe the importance and information considerations of a Casualty After Action Report submission.
- **25.4** Demonstrate completion of a Casualty After Action Report.
- **25.5** Identify any evidence-based medicine, best practices, casualty data, and Subject Matter Expert consensus on the strategies and limitations of casualty documentation and data management techniques in Tactical Field Care.

5 x **ENABLING LEARNING OBJECTIVES**



IMPORTANCE OF DOCUMENTATION

- Documentation** directly impacts ongoing casualty care
- Information** is crucial to other providers in the continuum of care
- Prehospital documentation** becomes a permanent part of the casualty's longitudinal medical record
- Data informs** casualty care process improvement



REMEMBER Documentation of care on the battlefield is not simply an administrative requirement

TACTICAL COMBAT CASUALTY CARE (TCCC) CARD	
BATTLE ROSTER #: _____	
EVAC: <input type="checkbox"/> Urgent <input type="checkbox"/> Priority <input type="checkbox"/> Routine	
NAME (Last, First): _____	LAST 4: _____
GENDER: <input type="checkbox"/> M <input type="checkbox"/> F	DATE (DD-MMM-YY): _____ TIME: _____
SERVICE: _____	UNIT: _____ ALLERGIES: _____



CHALLENGES IN DOCUMENTING CARE



**TIME
CONSTRAINTS**



**TASK
SATURATION**
(multiple casualties, etc.)



**TACTICAL
SITUATION**



**ENVIRONMENTAL
CONSTRAINTS**
(low light, weather, etc.)



REMEMBER You have not finished caring for a casualty until you have documented the care



DD FORM 1380

TACTICAL COMBAT CASUALTY CARE (TCCC) CARD

TACTICAL COMBAT CASUALTY CARE (TCCC) CARD

BATTLE ROSTER #:
EVAC: ☐ Urgent ☐ Priority ☐ Routine

NAME (Last, First):
GENDER: ☐ M ☐ F DATE (DD-MMM-YY):
SERVICE: UNIT: ALLERGIES:

Mechanism of Injury: (X all that apply)
☐ Artillery ☐ Blunt ☐ Burn ☐ Fall ☐ Grenade ☐ GSW ☐ IED
☐ Landmine ☐ MVC ☐ RPG ☐ Other:

Injury: (Mark injuries with an X)

TQ: R Arm
TYPE:
TIME:

TQ: L Arm
TYPE:
TIME:

TQ: R Leg
TYPE:
TIME:

TQ: L Leg
TYPE:
TIME:

Signs & Symptoms: (Fill in the blank)

	Time			
Pulse (Rate & Location)	/	/	/	/
Blood Pressure				
Respiratory Rate				
Pulse Ox % O2 Sat				
AVPU				
Pain Scale (0-10)				

DD Form 1380, JUN 2014

DD Form 1380, JUN 2014 (Back)

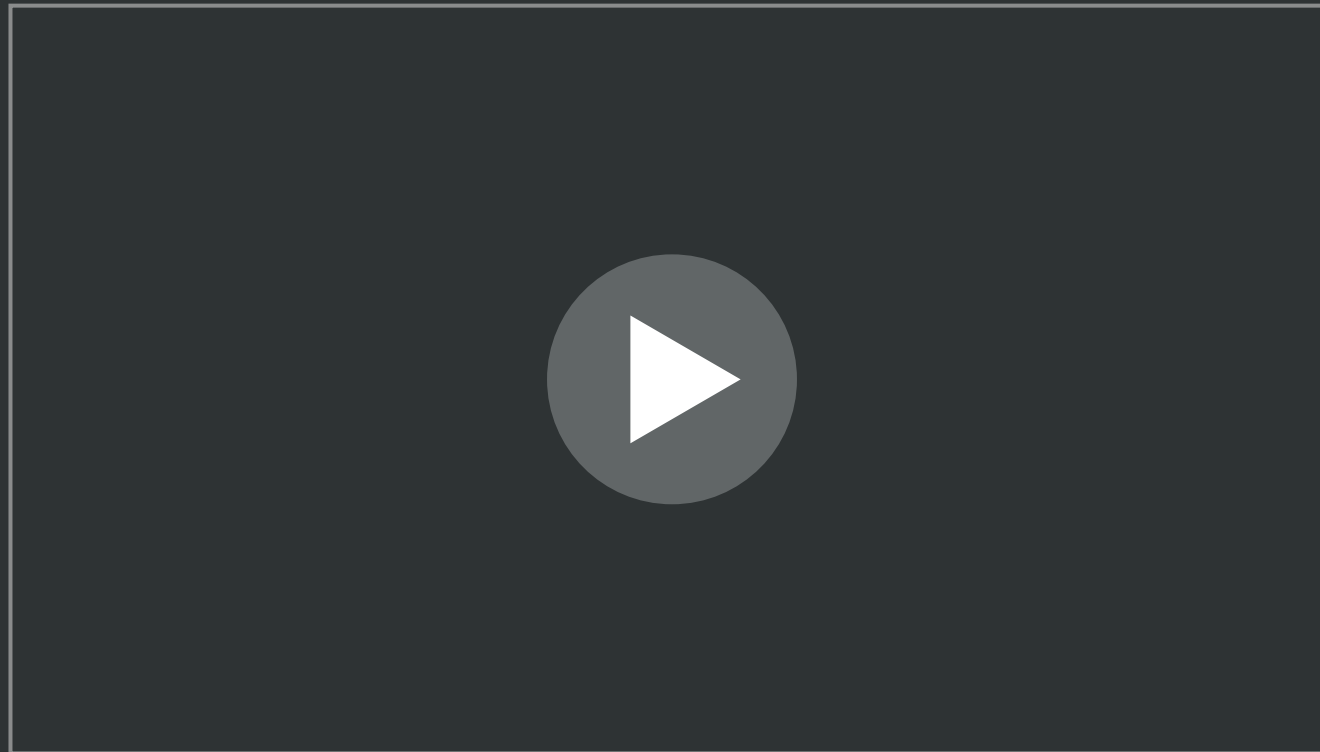
LAST 4:
TCCC CARD

Principles of DD Form 1380 Completion	Commonly Missed Areas on the DD Form 1380
Use the casualty's TCCC Card <ul style="list-style-type: none">Found in the Joint First Aid Kit	Medication: <ul style="list-style-type: none">Dose, Route, Time, Type, etc.
Completed by WHOEVER is providing care at point of wounding	Tourniquets: Application Time & Type <ul style="list-style-type: none">Initial placement, replacement, and conversion
Updated by all subsequent prehospital providers	Vital Signs: <ul style="list-style-type: none">Baseline and Trends
Attached to the casualty and handed off during evacuation to next higher level of care	First Responder Information: at the bottom of the card <ul style="list-style-type: none">Name (Last, First) and Last four SSN



Module 23: Documentation

DD FORM 1380 (TCCC CARD) VIDEO



Video can be found on deployedmedicine.com



TACTICAL COMBAT CASUALTY CARE (TCCC) AFTER ACTION REPORT (AAR)

This electronic AAR is intended to be completed **after** the first responder completes the mission and returns to base

It is a more detailed and complete record of the care provided than the TCCC Card

Completed by unit CMC or CPP and **submitted electronically** via the Joint Trauma System website within **72 hours**

Both the TCCC Card and the TCCC AAR are required for optimal care documentation



SKILL STATION

Documentation (skills)



DD Form 1380 (TCCC Card)



TCCC After Action Report (AAR)



SUMMARY

Knowledge Topics

- Proper placement and completion of casualty information on DD Form 1380
- Importance and information considerations for casualty AAR submission

Skills and Abilities

- Completion of the TCCC DD Form 1380
- Completion of the TCCC After Action Report (AAR)



CHECK ON LEARNING



Why is it important to document prehospital combat casualty care?



What is the difference between the TCCC Card (DD Form 1380) and the TCCC After Action Report (AAR)?



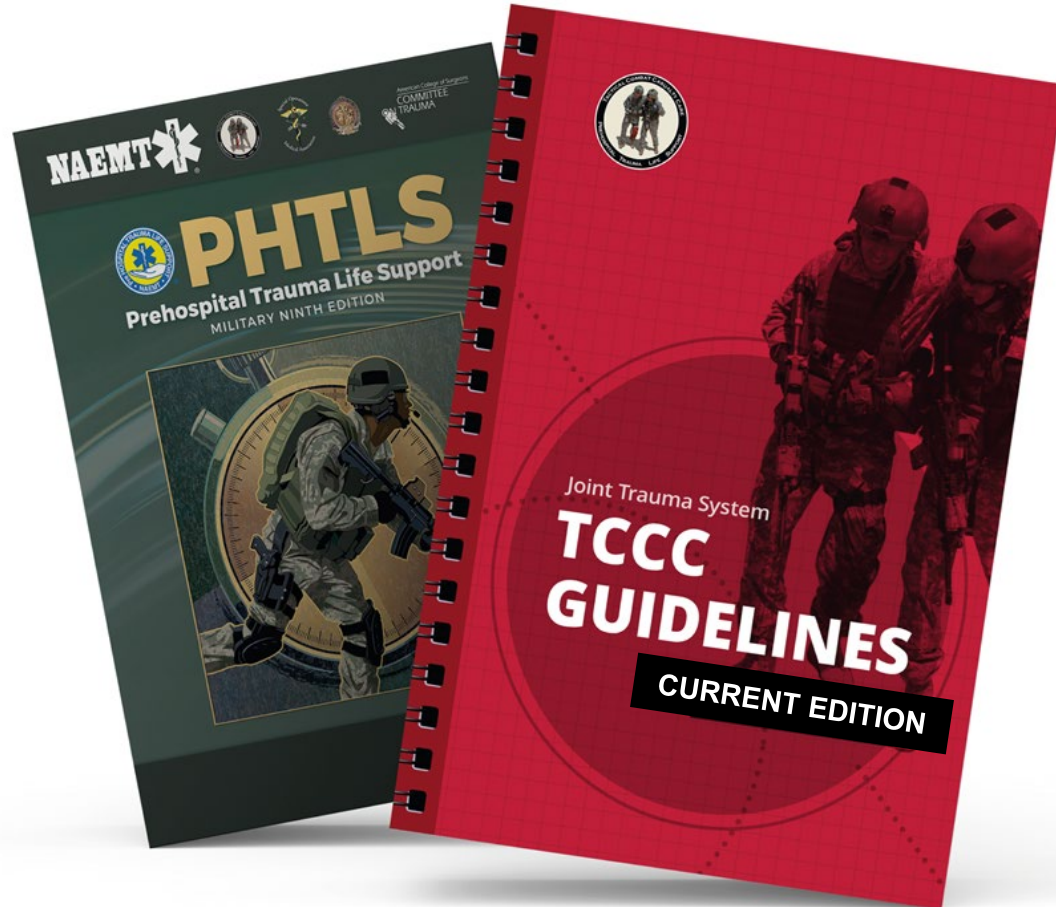
TRUE or FALSE?

Only the Combat Medic/Corpsman can document prehospital care for a casualty using the TCCC Card (DD Form 1380)?

Three stylized, grey, starburst-like graphics with multiple sharp points, arranged around the central text. One is on the left, one is on the top right, and one is on the bottom right.

ANY QUESTIONS?

REFERENCES



TCCC: Guidelines

by JTS/CoTCCC

These guidelines, updated regularly, are the result of decisions made by CoTCCC in exploring evidence-based research on best practices.

PHTLS: Military Edition, Chapter 25

by NAEMT

Prehospital Trauma Life Support (PHTLS), Military Edition, teaches and reinforces the principles of rapidly assessing a trauma patient using an orderly approach.